



Resurfacing
Perfected

 SCITON®

Resurfacing with Sciton

Dr Katie Le

MicroLaserPeel® & NanoLaserPeel® Superficial Resurfacing

Superficial resurfacing removes a thin layer of skin to improve:

- Fine lines
- Pigmentation
- Tone & texture

for a more youthful appearance.


Expected Downtime: 

ProFractional™ Therapy

Fractional Resurfacing

ProFractional Therapy treats a fraction of the skin, stimulating new collagen growth and improving your skin's

- Tone & texture
- Fine lines
- Deep wrinkles
- Appearance of scars

Expected Downtime: 

Contour TRL™ Deep Resurfacing

Contour TRL safely removes fine lines and deep wrinkles, including those pesky lines around the lips and eyes, with custom tailored treatments designed to achieve your desired outcome and expectations for downtime.

Expected Downtime: 

Frequently Asked Questions

Q: What will happen during the procedure?

A: Your skin in the treatment area is cleaned and your eyes are protected with safety shields.

The physician positions the laser over the skin while a computer-guided scanner moves the laser beam in the designated treatment area.

The procedure usually lasts 15 to 30 minutes depending on the size of the area being treated.

Frequently Asked Questions

Q: Will it be uncomfortable?

A: The level of comfort varies from patient to patient depending largely on the depth of treatment.

For shallow treatments, the procedure is well tolerated with the use of a topical anesthetic.

For deeper treatments, your physician may administer a local anesthetic.

Frequently Asked Questions

Q: How long will it take to recover?

A: Complete healing depends largely on the depth of treatment.

Healing times for shallow treatments are typically 2-4 days.

For deeper treatments, you should discuss realistic expectations for recovery with your physician.

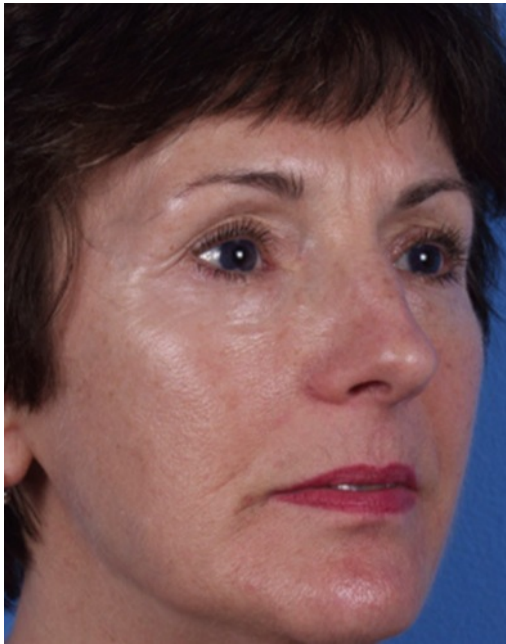
Frequently Asked Questions

Q: What aftercare do I need?

A: You may be given skin care products and instructions on how to use them. Your skin will be sensitive to ultra-violet light after the procedure.

- Avoid direct sun exposure until fully healed
- Always use some level of sun protection to avoid sun damage and premature aging of your skin

Before & After



Post 1 MicroLaserPeel Treatment

Photos courtesy of J. David Holcomb, MD

Before & After



5 Months Post 1 MicroLaserPeel Treatment

Photos courtesy of Jason Pozner, MD, FACS

Before & After



3 Weeks Post 2 ProFractional Therapy Treatments

Photos courtesy of R. James Koch, MD

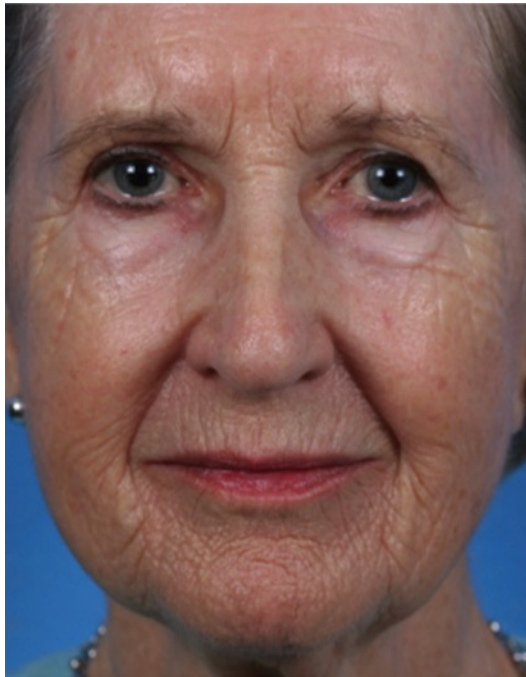
Before & After



Post 3 ProFractional Therapy Treatments

Photos courtesy of Todd Bessinger, MD, PhD

Before & After



Post 1 Contour TRL Treatment

Photos courtesy of J. David Holcomb, MD

Before & After



4 Weeks Post 1 Contour TRL Treatment

Photos courtesy of Louis W. Apostolakis, MD

Before & After



4 Months Post 1 Contour TRL Treatment

Photos courtesy of Kent Remington, MD

A woman with blonde hair, wearing a pink top, is smiling and holding a wooden surfboard. The background shows a rocky coastline and the ocean. In the top right corner, there is a logo for 'Resurfacing Perfected' and 'SCITON' with a circular icon.

*Re*surfacing
Perfected

 SCITON®

Thank you!

[Your Name]